

NYY 5 x (1.5-50) mm² 0.6/1 kV Cu / PVC / PVC

(Copper Conductor, PVC Insulated, PVC Sheathed)
Standard Specification : IEC 60502-1

Construction Data


Nom. Cross Section Area	Overall Diameter	Cable Weight
	approx.	approx.
mm ²	mm	kg/km
1.5	14.8	302
2.5	16.0	382
4	18.7	541
6	20.5	677
10	23.0	954
16	26.0	1,309
25	30.0	1,895
35	33.0	2,478
50	38.0	3,161

Application :

Power cable : Indoors, cable trunking, outdoors and buried in the ground, for power stations, industry and switchgear as well as for urban supply networks, if mechanical damage is unlikely.

Special Features on Request :

- Fire Resistance
- Oil Resistance
- UV Resistance
- Flame Retardant Cat. A, B, C
- Flame Retardant Non Category
- Heat Resistance
- Anti Termite
- Anti Rodent
- Low Smoke Zero Halogen
- Nylon Coated



Note :

Conductor Shape

1.5 - 10 sqmm supplied in solid (re) or non compacted circular stranded (rm) conductor shape

16 sqmm supplied in non compacted circular stranded (rm) conductor shape

25 - 50 sqmm supplied in compacted circular stranded (cm) conductor shape

Standard Packing

1.5 - 50 sqmm supplied in wooden drum @ 1000 m

Length Tolerance per drum ± 2%

Electrical Data

Nom. Cross Sect. (mm ²)	Conductor		Inductance (mH/km)	Current - Carrying Capacity at 30°C *		Short circuit current at 1 sec (kA)
	DC Resistance at 20°C (Ω/km)	AC Resistance at 70°C (Ω/km)		in air (A)	in ground (A)	
1.5	12.1	14.478	0.328	23	27	0.17
2.5	7.41	8.866	0.304	30	36	0.29
4	4.61	5.516	0.303	41	47	0.46
6	3.08	3.685	0.288	52	59	0.69
10	1.83	2.190	0.269	71	78	1.15
16	1.15	1.376	0.255	94	101	1.84
25	0.727	0.870	0.255	126	131	2.88
35	0.524	0.627	0.246	155	157	4.03
50	0.387	0.464	0.247	189	185	5.75

* Further information about rating factor for certain cable arrangement can be found on supplementary technical information

NYY 4 x (1.5-400) mm² 0.6/1 kV

Cu / PVC / PVC

(Copper Conductor, PVC Insulated, PVC Sheathed)
Standard Specification : IEC 60502-1

Construction Data

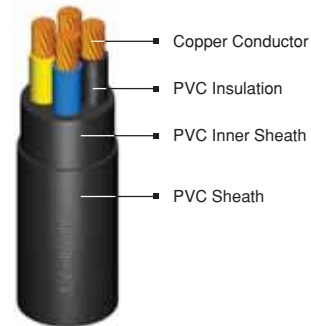
Nom. Cross Section Area	Overall Diameter	Cable Weight
	approx.	approx.
mm ²	mm	kg/km
1.5	13.8	259
2.5	15.0	324
4	17.3	453
6	18.7	563
10	21.5	794
16	23.5	1,083
25	27.5	1,558
35	30.0	2,018
50	35.5	2,466
70	39.0	3,334
95	44.5	4,491
120	48.5	5,504
150	54.5	6,787
185	59.0	8,392
240	66.0	10,818
300	72.5	13,326
400	82.5	16,969

Application :

Power cable : Indoors, cable trunking, outdoors and buried in the ground, for power stations, industry and switchgear as well as for urban supply networks, if mechanical damage is unlikely.

Special Features on Request :

- Fire Resistance
- Oil Resistance
- UV Resistance
- Flame Retardant Cat. A, B, C
- Flame Retardant Non Category
- Heat Resistance
- Anti Termite
- Anti Rodent
- Low Smoke Zero Halogen
- Nylon Coated



Note :

Conductor Shape

- 1.5 - 10 sqmm supplied in solid (re) or non compacted circular stranded (rm) conductor shape
- 16 sqmm supplied in non compacted circular stranded (rm) conductor shape
- 25 - 35 sqmm supplied in compacted circular stranded (cm) conductor shape
- 50 - 400 sqmm supplied in sector shaped stranded (sm) conductor

Standard Packing

- 1.5 - 70 sqmm supplied in wooden drum @ 1000 m
- 95 - 400 sqmm will be supplied in wooden drum on available length
- Length Tolerance per drum ± 2%

Electrical Data

Nom. Cross Sect. (mm ²)	Conductor		Inductance (mH/km)	Current - Carrying Capacity at 30°C *		Short circuit current at 1 sec Max. (kA)
	DC Resistance at 20°C Max. (Ω/km)	AC Resistance at 70°C Max. (Ω/km)		in air Max. (A)	in ground Max. (A)	
1.5	12.1	14.478	0.328	22	27	0.17
2.5	7.41	8.866	0.304	29	35	0.29
4	4.61	5.516	0.303	39	46	0.46
6	3.08	3.685	0.288	50	57	0.69
10	1.83	2.190	0.269	68	77	1.15
16	1.15	1.376	0.255	90	99	1.84
25	0.727	0.870	0.255	121	128	2.88
35	0.524	0.627	0.246	149	154	4.03
50	0.387	0.464	0.247	173	173	5.75
70	0.268	0.321	0.238	215	212	8.05
95	0.193	0.232	0.238	266	255	10.93
120	0.153	0.184	0.233	308	289	13.80
150	0.124	0.150	0.233	357	327	17.25
185	0.0991	0.121	0.233	405	366	21.28
240	0.0754	0.093	0.232	482	425	27.60
300	0.0601	0.075	0.231	552	479	34.50
400	0.0470	0.060	0.229	643	545	41.20

* Further information about rating factor for certain cable arrangement can be found on supplementary technical information

NYY 3 x (1.5-400) mm² 0.6/1 kV

Cu / PVC / PVC

(Copper Conductor, PVC Insulated, PVC Sheathed)
Standard Specification : IEC 60502-1

Construction Data

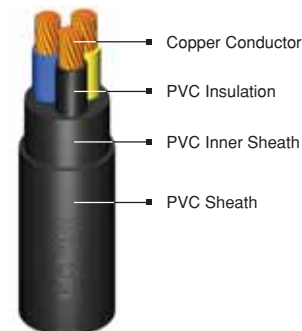
Nom. Cross Section Area	Overall Diameter	Cable Weight
	approx.	approx.
mm ²	mm	kg/km
1.5	13.0	224
2.5	14.0	277
4	16.1	383
6	17.3	471
10	19.4	649
16	22.0	875
25	25.0	1,248
35	27.5	1,606
50	30.0	1,857
70	34.0	2,556
95	38.5	3,428
120	41.5	4,152
150	46.0	5,115
185	50.5	6,330
240	57.0	8,215
300	62.5	10,116
400	69.0	12,765

Application :

Power cable : Indoors, cable trunking, outdoors and buried in the ground, for power stations, industry and switchgear as well as for urban supply networks, if mechanical damage is unlikely.

Special Features on Request :

- Fire Resistance
- Oil Resistance
- UV Resistance
- Flame Retardant Cat. A, B, C
- Flame Retardant Non Category
- Heat Resistance
- Anti Termite
- Anti Rodent
- Low Smoke Zero Halogen
- Nylon Coated



Note :

Conductor Shape

1.5 - 10 sqmm supplied in solid (re) or non compacted circular stranded (rm) conductor shape

16 sqmm supplied in non compacted circular stranded (rm) conductor shape

25 - 35 sqmm supplied in compacted circular stranded (cm) conductor shape

50 - 400 sqmm supplied in sector shaped stranded (sm) conductor

Standard Packing

1.5 - 95 sqmm supplied in wooden drum @ 1000 m

120 - 400 sqmm will be supplied in wooden drum on available length

Length Tolerance per drum ± 2%

Electrical Data

Nom. Cross Sect. (mm ²)	Conductor		Inductance (mH/km)	Current - Carrying Capacity at 30°C *		Short circuit current at 1 sec (kA)
	DC Resistance at 20°C (Ω/km)	AC Resistance at 70°C (Ω/km)		Capacity		
				in air (A)	in ground (A)	
Max.	Max.	Max.	Max.	Max.		
1.5	12.1	14.478	0.328	19	23	0.17
2.5	7.41	8.866	0.304	26	31	0.29
4	4.61	5.516	0.303	34	40	0.46
6	3.08	3.685	0.288	44	50	0.69
10	1.83	2.190	0.269	60	68	1.15
16	1.15	1.376	0.255	79	88	1.84
25	0.727	0.870	0.255	105	114	2.88
35	0.524	0.627	0.246	129	137	4.03
50	0.387	0.464	0.247	162	168	5.75
70	0.268	0.321	0.238	203	206	8.05
95	0.193	0.232	0.238	250	247	10.93
120	0.153	0.184	0.233	289	281	13.80
150	0.124	0.150	0.233	330	315	17.25
185	0.0991	0.121	0.233	381	356	21.28
240	0.0754	0.093	0.232	451	412	27.60
300	0.0601	0.075	0.231	517	464	34.50
400	0.0470	0.060	0.229	594	524	41.20

* Further information about rating factor for certain cable arrangement can be found on supplementary technical information

NYY 2 x (1.5-300) mm² 0.6/1 kV

Cu / PVC / PVC

(Copper Conductor, PVC Insulated, PVC Sheathed)
Standard Specification : IEC 60502-1

Construction Data

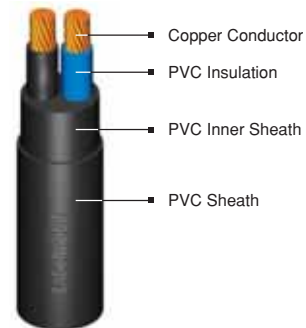
Nom. Cross Section Area	Overall Diameter	Cable Weight
	approx.	approx.
mm ²	mm	kg/km
1.5	12.5	200
2.5	13.4	242
4	15.4	330
6	16.5	399
10	18.4	538
16	20.5	713
25	24.0	1,001
35	26.0	1,274
50	29.5	1,536
70	33.0	2,066
95	37.5	2,787
120	41.0	3,371
150	45.0	4,114
185	50.0	5,128
240	56.0	6,581
300	62.0	8,130

Application :

Power cable : Indoors, cable trunking, outdoors and buried in the ground, for power stations, industry and switchgear as well as for urban supply networks, if mechanical damage is unlikely.

Special Features on Request :

- Fire Resistance
- Oil Resistance
- UV Resistance
- Flame Retardant Cat. A, B, C
- Flame Retardant Non Category
- Heat Resistance
- Anti Termite
- Anti Rodent
- Low Smoke Zero Halogen
- Nylon Coated



Note :

Conductor Shape

1.5 - 10 sqmm supplied in solid (re) or non compacted circular stranded (rm) conductor shape
16 sqmm supplied in non compacted circular stranded (rm) conductor shape
25 - 300 sqmm supplied in compacted circular stranded (cm) conductor shape

Standard Packing

1.5 - 120 sqmm supplied in wooden drum @ 1000 m
150 - 300 sqmm will be supplied in wooden drum on available length
Length Tolerance per drum $\pm 2\%$

Electrical Data

Nom. Cross Sect.	Conductor		Inductance	Current - Carrying Capacity at 30°C *		Short circuit current at 1 sec
	DC Resistance at 20°C	AC Resistance at 70°C		in air	in ground	
1.5	12.1	14.478	0.328	23	27	0.17
2.5	7.41	8.866	0.304	30	36	0.29
4	4.61	5.516	0.303	40	47	0.46
6	3.08	3.685	0.288	51	59	0.69
10	1.83	2.190	0.269	70	80	1.15
16	1.15	1.376	0.255	93	104	1.84
25	0.727	0.870	0.255	123	134	2.88
35	0.524	0.627	0.246	151	162	4.03
50	0.387	0.464	0.247	182	191	5.75
70	0.268	0.321	0.238	230	236	8.05
95	0.193	0.232	0.238	280	281	10.93
120	0.153	0.184	0.233	325	321	13.80
150	0.124	0.150	0.233	371	361	17.25
185	0.0991	0.121	0.233	424	406	21.28
240	0.0754	0.093	0.232	501	470	27.60
300	0.0601	0.075	0.231	572	528	34.50

* Further information about rating factor for certain cable arrangement can be found on supplementary technical information

NYY 1 x (1.5-800) mm² 0.6/1 kV Cu / PVC / PVC

(Copper Conductor, PVC Insulated, PVC Sheathed)
Standard Specification : IEC 60502-1

Construction Data


Nom. Cross Section Area	Overall Diameter	Cable Weight
	approx.	approx.
mm ²	mm	kg/km
1.5	6.1	53
2.5	6.6	67
4	7.6	94
6	8.1	117
10	9.1	166
16	10.1	229
25	11.9	345
35	13.0	444
50	15.0	600
70	16.9	815
95	19.1	1,079
120	21.0	1,325
150	23.0	1,604
185	25.5	2,020
240	29.0	2,636
300	32.0	3,219
400	35.5	4,087
500	39.5	5,213
630	44.0	6,712
800	48.5	8,368

Application :

Power cable : Indoors, cable trunking, outdoors and buried in the ground, for power stations, industry and switchgear as well as for urban supply networks, if mechanical damage is unlikely.

Special Features on Request :

- Fire Resistance
- Oil Resistance
- UV Resistance
- Flame Retardant Cat. A, B, C
- Flame Retardant Non Category
- Heat Resistance
- Anti Termite
- Anti Rodent
- Low Smoke Zero Halogen
- Nylon Coated



Note :

Conductor Shape

1.5 - 10 sqmm supplied in solid (re) or non compacted circular stranded (rm)
16 sqmm supplied in non compacted circular stranded (rm) conductor shape
25 - 800 sqmm supplied in non compacted circular stranded (rm) or compacted circular stranded (cm) conductor shape

Standard Packing

1.5 - 10 sqmm supplied in coil @ 100 m
16 - 300 sqmm supplied in wooden drum @ 1000 m
400 - 800 sqmm supplied in wooden drum on available length
Length Tolerance per drum ± 2%

Electrical Data

Conductor			Inductance		Current - Carrying Capacity at 30° C *				Short circuit current at 1 sec
Nom. Cross Sect. (mm ²)	DC Resistance at 20°C	AC Resistance at 70°C	Trefoil formation	Flat formation	⊗		⊙		
	Max. (Ω/km)	Max. (Ω/km)	(mH/km)	(mH/km)	in air	in ground	in air	in ground	
					Max. (A)	Max. (A)	Max. (A)	Max. (A)	Max. (kA)
1.5	12.1	14.478	0.459	0.505	21	27	21	27	0.17
2.5	7.41	8.866	0.423	0.470	27	35	28	35	0.29
4	4.61	5.516	0.404	0.450	37	46	38	45	0.46
6	3.08	3.685	0.380	0.426	46	57	48	57	0.69
10	1.83	2.190	0.350	0.396	64	76	65	76	1.15
16	1.15	1.376	0.327	0.374	84	98	87	97	1.84
25	0.727	0.870	0.312	0.358	114	127	117	125	2.88
35	0.524	0.627	0.299	0.345	140	152	144	150	4.03
50	0.387	0.464	0.290	0.336	172	180	177	178	5.75
70	0.268	0.321	0.280	0.326	218	220	225	218	8.05
95	0.193	0.232	0.274	0.321	270	264	278	260	10.93
120	0.153	0.184	0.269	0.315	315	300	325	296	13.80
150	0.124	0.150	0.266	0.313	362	336	373	331	17.25
185	0.0991	0.121	0.264	0.310	420	379	433	374	21.28
240	0.0754	0.093	0.261	0.307	503	439	518	432	27.60
300	0.0601	0.075	0.258	0.305	580	494	598	486	34.50
400	0.0470	0.061	0.256	0.302	674	558	695	549	41.20
500	0.0366	0.049	0.252	0.299	781	629	806	618	51.50
630	0.0283	0.041	0.247	0.293	901	704	930	692	64.89
800	0.0221	0.035	0.242	0.289	1018	775	1052	762	82.40

* Further information about rating factor for certain cable arrangement can be found on supplementary technical information